

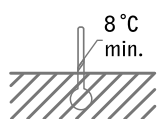
Storage

nemamax[®] should be used as soon as possible upon delivery. The product may be stored at 4 to 8°C until the expiration date on the package. Do not freeze or expose to temperatures higher than 35°C.

Application conditions

Apply nemamax[®] from February to May and from September to October. This is when weevil larvae or pupae are present. The soil/cultivation media temperature must be above 8°C for at least several hours per day.

Avoid application in direct sunlight. Apply in the evening, when overcast or during rainfall. The soil surface should be moist and remain moist for two weeks. Irrigate within 30 minutes after application to wash the nematodes into the soil.

**Application**

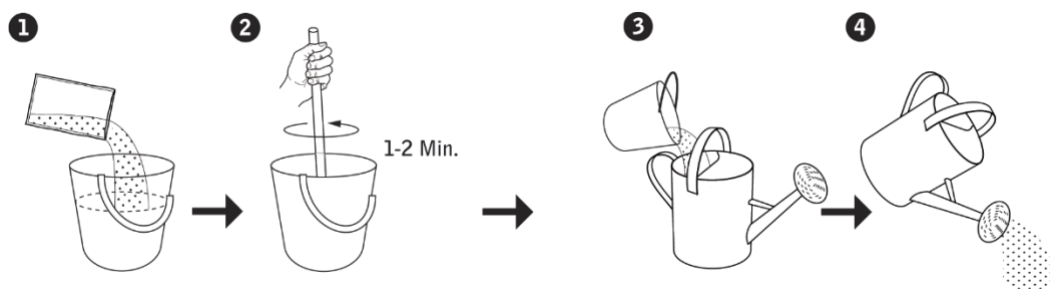
Dissolve the package contents in a bucket of 10–20 litres of water. Rinse the package to flush any nematodes still clinging to it. Stir the solution until all lumps have dissolved. Repeat stirring every 15 minutes.

<i>Package size</i>	<i>Treats</i>	<i>Premix for watering can in</i>	<i>Premix for Nema-Sprayer in</i>
5 million	20 m ²	2 l water	400 ml water
10 million	40 m ²	4 l water	800 ml water
25 million	100 m ²	10 l water	2 l water
50 million	200 m ²	20 l water	4 l water

When used against chafer grubs, double the nematode rate, e.g. mix 50 million per 100 m² in 10 litres of water.

Premix the entire contents of the package in water as per the instructions in the table while stirring well.

From this, pour 1 litre of nematode suspension into a watering can of 9 litres of water.



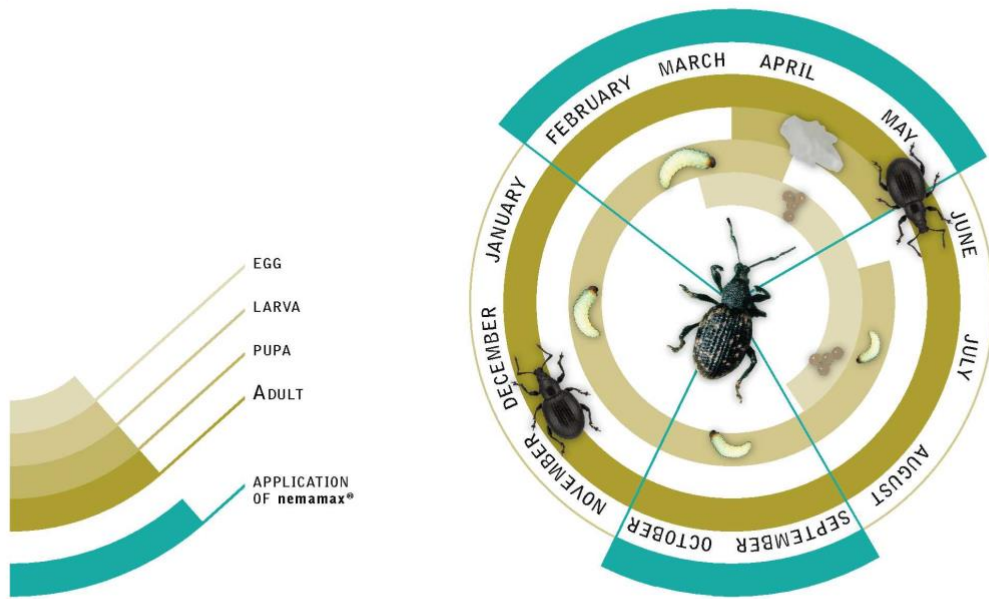
10 litres of diluted solution in a watering can treat 10 m². Repeat the procedure until all of the solution has been used.

Any questions?

Ask your supplier or see our FAQ page at: www.e-nema.de

Black vine weevil life cycle

Control periods highlighted



nemamax® is effective against larvae and pupae, but not against beetles. The first larvae die after about one week. The pest control method becomes increasingly effective as the nematodes multiply inside the insects and infest the remaining larvae. Through this, nemamax® demonstrates long-term effectiveness.